

Night Vision Technology

Sumit Vilas Wasnik*, Prof: P. M. Mankar**

*Assistant Professor***

Department of Electrical Engineering

P.R.P.C.E&M, Amravati University, Amravati

Corresponding author's email id: sumitwasnik29@gmail.com*

DOI: <http://doi.org/10.5281/zenodo.2737089>

Abstract

This paper portrays the different Night vision techniques. "Night Vision" is referenced as innovation that gives us the supernatural occurrence of vision in all out dimness and the change of vision in low light conditions. This innovation is an amalgam of a few unique techniques each having its own particular focal points and inconveniences. The most widely recognized techniques depicted here are Low-Light Imaging, Thermal Imaging and Illumination's. This paper additionally give brief thought regarding different night vision gadget (NVD) that enables pictures to be created in levels of light moving toward add up to darkness, it likewise clarifies different applications where night vision innovation is utilized to take care of different issues because of low light conditions .

Keywords: *Night vision techniques, Noise pollution, Intensity Range, Intensification*

INTRODUCTION

Noise pollution is a rising process. Studies Night vision connotes the capacity to find in dull (night). This capacity is typically controlled by owls and felines, however with the advancement of science and innovation gadgets has been create which empowers individual to find in dull also an

in antagonistic barometrical conditions, for example, haze ,rain, tidy etc. The muscles in the human eye can extend or contract consequently, contingent on the power of light falling on the eye. When we go out in brilliant daylight, the student gets contracted [7]. On the other hand, when we enter a shaded or dull room around

then the muscles of eye unwind and make the opening of the eye focal point sufficiently huge to enable adequate measure of light to pass through, therefore the articles in the room seem obscured. In light of this human eye have restrictions. The muscles of eye can't expand the gap inconclusively. Subsequently, in poor light we can't see the articles in light of the fact that the picture can't be framed on the retina plainly.

The capacity to recognize and distinguish focuses during the evening and under poor comprehensible conditions has been a basic military prerequisite. The advanced armed forces have to work around evening time and under states of to a great degree poor comprehensible, since the troopers need to regularly battle oblivious during the evening, they need to confront a serious worry the extent that the area of target is concerned [1].

NIGHT VISION TECHNOLOGIES

Image Intensification

This magnifies the amount of received photons from various natural sources such as starlight or moonlight. Examples of such technologies include night glasses and low light cameras. In the military context, Image Intensifiers are often called "Low Light TV" since the video signal is

often transmitted to a display within a control centre. LLLTV

These are usually integrated into a sensor containing both visible and IR detectors and the streams are used independently or in fused mode, depending on the mission at hand's requirements.

The image intensifier is a vacuum-tube based device (photomultiplier tube) that can generate an image from a very small number of photons (such as the light from stars in the sky) so that a dimly lit scene can be viewed in real-time by the naked eye via visual output, or stored as data for later analysis.

While many believe the light is "amplified," it is not. When light strikes a charged photocathode plate, electrons are emitted through a vacuum tube that strike the microphone plate that cause the image screen to illuminate with a picture in the same pattern as the light that strikes the photocathode, and is on a frequency that the human eye can see. This is much like a CRT television, but instead of color guns the photocathode does the emitting.[2]

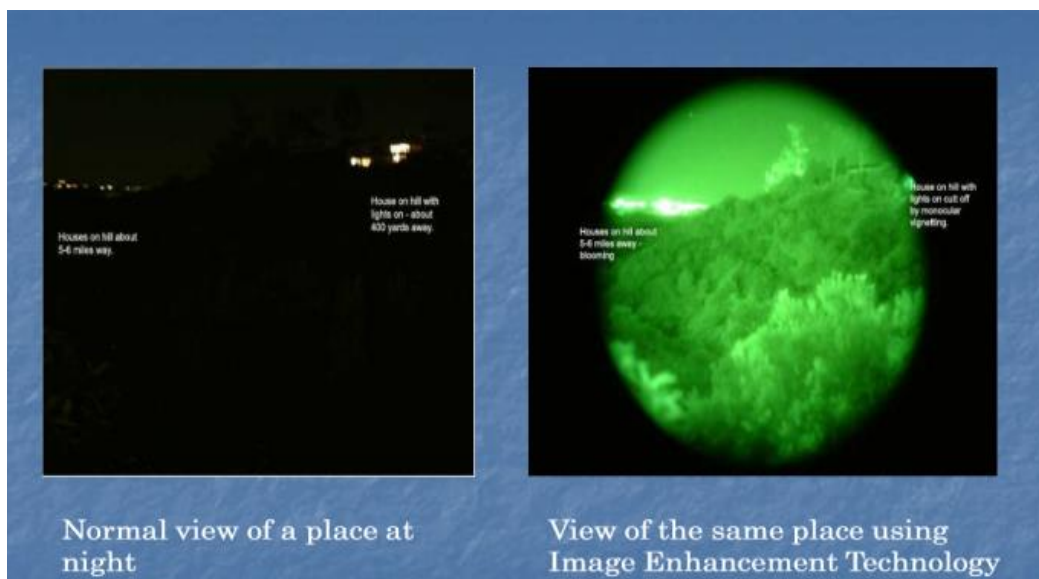


Figure:-1 Image Intensification

The image is said to become "intensified" because the output visible light is brighter than the incoming light, and this effect directly relates to the difference in passive and active night vision goggles. Currently, the most popular image intensifier is the drop-in ANVIS module, though many other models and sizes are available at the market. Recently, the US Navy announced intentions to procure a dual-colour variant of the ANVIS for use in the cockpit of airborne platforms.

Active Illumination

Active illumination couples imaging intensification technology with an active source of illumination in the near infrared (NIR) or shortwave infrared (SWIR) band. Examples of such technologies include low light cameras [7].

Active infrared night-vision combines infrared illumination of spectral range 700–1,000 nm (just below the visible spectrum of the human eye) with CCD cameras sensitive to this light. The resulting scene, which is apparently dark to a human observer, appears as a monochrome image on a normal display device. Because active infrared night-vision systems can incorporate illuminators that produce high levels of infrared light, the resulting images are typically higher resolution than other night-vision technologies [5]. Active infrared night vision is now commonly found in commercial, residential and government security applications, where it enables effective night time imaging under low-light conditions. However, since active infrared light can be detected

by night-vision goggles, there can be a risk of giving away position in tactical military operations.

Laser range gated imaging is another form of active night vision which utilizes a high powered pulsed light source for illumination and imaging. Range gating is a technique which controls the laser pulses in conjunction with the shutter speed of the camera's detectors. Gated imaging technology can be divided into single shot, where the detector captures the image from a single light pulse, and multi-shot, where the detector integrates the light pulses from multiple shots to form an image. One of the key advantages of this technique is the ability to perform target recognition rather than mere detection, as is the case with thermal imaging.[4]

Thermal Imaging

Thermal imaging detects the temperature difference between the background and the foreground objects. Some organisms are able to sense a crude thermal image by means of special organs that function as bolometers. This allows thermal infrared sensing in snakes, which functions by detection of thermal radiation

Thermal imaging cameras are excellent tools for night vision. They detect thermal radiation and do not need a source of illumination. They produce an image in the darkest of nights and can see through light fog, rain and smoke (to a certain extent). Thermal imaging cameras make small temperature differences visible.

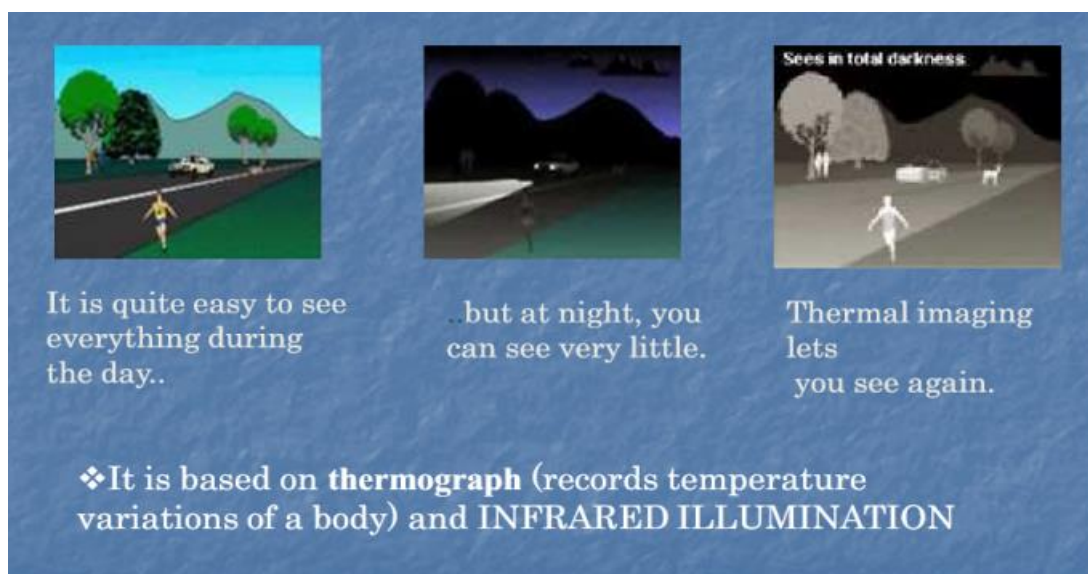


Figure:-2 Thermal Imaging

Thermal imaging cameras are widely used to complement new or existing security networks, and for night vision on aircraft, where they are commonly referred to as "FLIR" (for "forward-looking infrared"). When coupled with additional cameras (for example, a visible camera or SWIR) multispectral sensors are possible, which take advantage of the benefits of each detection band capabilities. Contrary to misconceptions portrayed in the media, thermal imagers cannot 'see' through solid objects (walls for example), nor can they see through glass or Perspex as both these materials have their own thermal signature and are opaque to long wave infrared

TYPE OF RANGES

Spectral range

Night-useful spectral range techniques can sense radiation that is invisible to human

observer. Enhanced spectral range allows the viewer to take advantage of non visible sources of electromagnetic radiation Some animals such as the mantis shrimp can see using much more of the infrared and/or ultraviolet spectrum than humans.[5]

(See Figure:-3)

Intensity Range:

Sufficient intensity range is simply the ability to see with very small quantities of light. Many animals have better night vision than humans do the result of one or more differences in the morphology and anatomy of their eyes [3].

These include having a larger eyeball, a larger lens, a larger optical aperture (the pupils may expand to the physical limit of the eyelids)

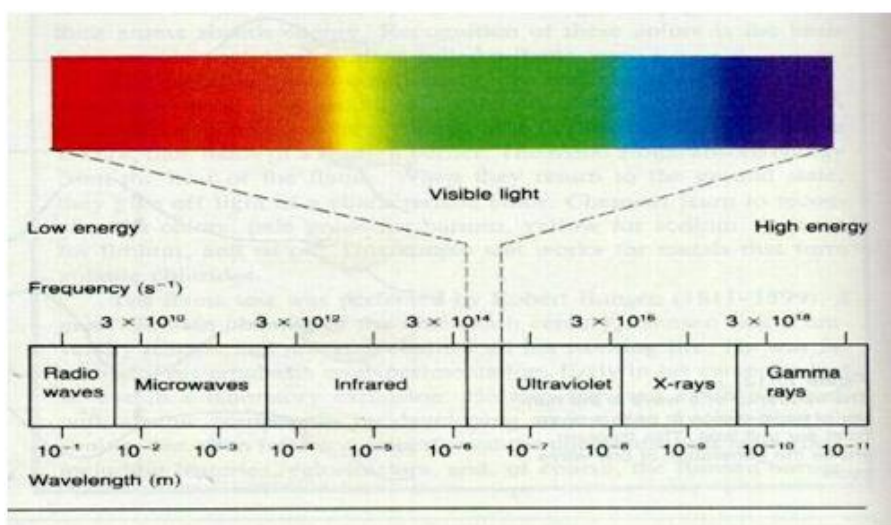


Figure:-3 spectrum of light

more rods than cones (or rods exclusively) in the retina, and a tapetum lucidum. Enhanced intensity range is achieved via technological means through the use of an image intensifier ,gain multiplication CCD, or other very low-noise and high-sensitivity array of photo detectors.[5]

HOW NIGHT VISION TECHNOLOGY WORKS

Every Night Vision device is actually a combination of a number of devices that work on different technologies. Before taking deep insight of the devices, it is to be kept in mind that these devices do the work of Eye when it's deep dark. So, the build of the device will be something that can be compared to the Eye. At the very beginning, we have a front lens that actually takes up whatever amount of light that is there in the environment. Following the front lens is the photocathode which forms over 3/4th costs of the device.[9]

Now, photocathode is an intensifier that gives more brightness to every component

of the light rays captured. Following the photocathode is the closely placed Micro Channel Plate (MCP).MCP detects electrons at various frequencies of light and constructs a charge pulse for every photon that strikes it. Hence, use of an MCP makes detection of the weakest component of light possible that further proves to be a boon for light amplification. Next to it is the high voltage power supply which, as its name says, provides power supply to the device. Over time, improvements have been made on the power supplies so that longer lives can be achieved [9]. A phosphorous screen is attached before the eye screen which is responsible for the green image that is formed. Due to various chemical and physical processes that happen inside the device, electrons fall off the visible region of light. The phosphorous lens tunes the frequencies of these electrons into the visible region and hence a proper image is then transmitted to the eye piece.[5]

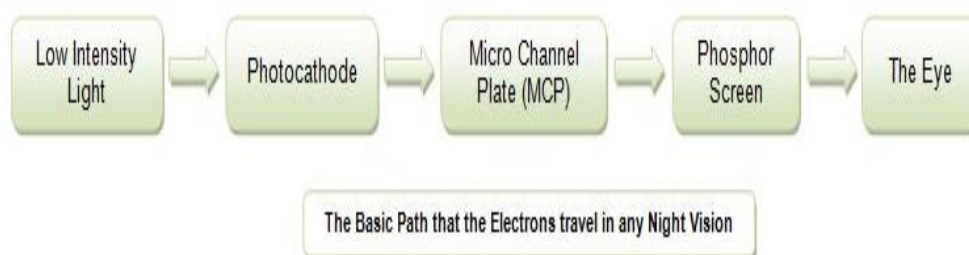


Figure:-4

Hence, in a night lit vision device, photons and electrons are detected and amplified using various components that work in synchronous behavior like the human eye, thereby giving sheer clear image that can be perceived and understood by the human eye quite easily.[9]

APPLICATIONS

Thermal imaging and Image enhancement technologies are used for surveillance purpose by the police and security departments. It is also used for the manoeuvrability of the hunters and nature enthusiasts through the woods at night. Following are some other applications of the night-vision:[8]

1) Law-Enforcement

To support law enforcement during the hours of darkness and low light situations and help them detect, deter and prevent the disruption of a enemy. When an event is designated, the Secret Service assumes the role as the lead agency for the design and implementation of the operational security plan [2];

2) Wildlife Observation

Keen-eyed observer can see much wildlife during the day .but many animals, including most large mammals, are more active at night or twilight. Night-vision

binoculars give the option of continuing our observations after the sun has set and the chance to see elusive creatures that are less active during the day [5].

3) Security

There are lots of challenges in performing video surveillance at night. The optimal solution for a particular application will depend on the requirements for the specific application.

4) Hidden Object detection

5) Entertainment

CONCLUSION

Presently, we are using this for security purposes. Researchers are under progress to make these devices cheaper, smaller and better which would render more purpose [4]

REFERENCES

- I. Malarvizhi. D ; Assistant professor, Srikrishna arts and science of college Coimbatore,Tamilnadu-641008;IJSART - Volume 3 Issue 8 –AUGUST 2017s
- II. https://en.wikipedia.org/wiki/Night_vision

- III. Lavanya .V ;5th MSC(software system), Sri krishna arts and science of college Coimbatore,Tamilnadu-641008;IJSART - Volume 3 Issue 8 –AUGUST 2017
- IV. <http://nightvisiongears.com/active-illumination-nightvision-technology/>
- V. https://en.wikipedia.org/wiki/Night_vision
- VI. https://en.wikipedia.org/wiki/Night_vision_device
- VII. https://www.researchgate.net/publication/257909095_Review_of_night_vision_technology
- VIII. International Journal of Modern Engineering Research (IJMER) Vol.3, Issue.2, March-April. 2013 pp-816-820; www.ijmer.com
- IX. <https://www.engineersgarage.com/articles/night-vision-technology>

Cite this Article As

Sumit Vilas Wasnik, Prof: P. M. Mankar (2019). **Night Vision Technology**, Journal of Embedded Systems & Its Applications, 4(1), 24- 31

<http://doi.org/10.5281/zenodo.2737089>