

## ***Adaptive Back Propagation Control Algorithm for PQ Improvement Using STATCOM***

**G. Chaitanya Keerthana, B. Vidyasagar**

*Student, Associate Professor*

*Department of EEE*

*St Peters Engineering College, Hyderabad, India*

*Corresponding author's email id:zallerforu@gmail.com*

### ***Abstract***

*This paper presents an implementation of a three phase distribution static compensator (DSTATCOM) using a back propagation (BP) control algorithm for its functions such as harmonic elimination, load balancing and reactive power compensation for power factor correction, and zero voltage regulation under nonlinear loads. A BP-based control algorithm is used for the extraction of the fundamental weighted value of active and reactive power components of load currents which are required for the estimation of reference source currents. A prototype of DSTATCOM is developed using a digital signal processor, and its performance is studied under various operating conditions. The performance of DSTATCOM is found to be satisfactory with the proposed control algorithm for various types of loads.*

***Keywords:-****Back propagation (BP) control algorithm, harmonics, and ANN-Artificial Neural networks, load balancing, PQ-power quality, weights*

### **INTRODUCTION**

The quality of available supply power has a direct economic impact on industrial and domestic sectors which affects the growth of any nation [1]. This issue is more

serious in electronic based systems. The level of harmonics and reactive power demand are popular parameters that specify the degree of distortion and reactive power demand at a particular bus

of the utility [2]. The harmonic resonance is one of the most common problems reported in low- and medium-level distribution systems. It is due to capacitors which are used for power factor correction (PFC) and source impedance [3]. Power converter-based custom power devices (CPDs) are useful for the reduction of power quality problems such as PFC, harmonic compensation, voltage sag/swell compensation, resonance due to distortion, and voltage flicker reduction within specified international standards [4]–[6]. These CPDs include the distribution static compensator (DSTATCOM), dynamic voltage restorer, and unified power quality conditioner in different configurations [7]–[9]. Some of their new topologies are also reported in the literature such as the indirect matrix converter-based active compensator where the dc-link capacitor can be removed [10]. Other new configurations are based on stacked multicell converters where the main features are on the increase in the number of output voltage levels, without transformer operation and natural self-balancing of flying capacitor voltage, etc. [11]. The performance of any custom power device depends very much upon the control algorithm used for the reference current estimation and gating pulse generation scheme. Some of the classical

control algorithms are the Fryze power theory, Budeanu theory, p-q theory and SRF theory [12]–[14], Lyapunov-function-based control [15] and nonlinear control technique [16], etc.

Many non-model and training-based alternative control algorithms are reported in the literature with application of soft computing technique such as neural network, fuzzy logic and adaptive neuro-fuzzy, etc. [17]–[20]. Adaptive learning, self-organization, real-time operation, and fault tolerance through redundant information are major advantages of these algorithms. A neural network-based control algorithm such as the Hopfield-type neural network is also used for the estimation of the amplitude and phase angles of the fundamental component both with highly distorted voltage by the assumption of known power frequency [21]. An improved adaptive detecting approach for the extraction of the error signal with variable learning parameters can be chosen for fast response to improve tracking speed and for a low value in a stable period to improve accuracy [22]. Wu et al. [23] have proposed a new control algorithm based on inverse control with a neural network interface which was applied for the instantaneous calculation of switching on–off time in a digital

environment. A survey on iterative learning control (ILC) is presented by Ahmetal. [24], and it is classified into different subsections within the wide range of application. The main idea of ILC is to find an input sequence such that the output of the system is as close as possible to a desired output. Control algorithms reported in available texts such as the quantized Kernel least mean square algorithm [25], radial basis function (RBF) networks [26], and feed forward training [27] can also be used for the control of CPDs. An immune RBF neural network integrates the immune algorithm with the RBF neural network. This algorithm has the advantages in the learning speed and accuracy of the astringent signal. Therefore, it candetect the harmonics of the current timely and precisely in the power network [28]. A multilayer perceptron neural network is useful for the identification of nonlinear characteristics of the load. The main advantage of this method is that it requires only waveforms of voltages and currents. A neural network with memory is used to identify the nonlinear load admittance. Once training is achieved, the neural network predicts the true harmonic current of the load when supplied with a clean sine wave. Its application with SRF theory is described by Mazumdar et al. [29], [30]. Feed

forward back propagation (BP) artificial neural network (ANN) consists of various layers such as the input layer, hidden layer, and output layer. It is based on feed forward BP with a high ability to deal with complex nonlinear problems [31]. The BP control algorithm is also used to design the pattern based on decision support system. The standard BP model has been used with the full connection of each node in the layers from input to the output layers. Some applications of this algorithm are as to the identification of user faces, industrial processes, data analysis, mapping data, control of power quality improvement devices, etc. [32].

The control of power quality devices by neural network is a latest research area in the field of power engineering. The extraction of harmonic components decides the performance of compensating devices. The BP algorithm which trained the sample can detect the signal of the power quality problem in real time. Its simulation study for harmonic detection is presented in [33]. Many neural network-based algorithms are reported with theoretical analysis in single phase system, but their implementation to DSTATCOM is hardly reported in the available literature.

In this paper, a BP algorithm is implemented in a three phase shunt connected custom power device known as DSTATCOM for the extraction of the weighted value of load active power and reactive power current components in nonlinear loads. The proposed control algorithm is used for harmonic suppression and load balancing in PFC and zero voltage regulation (ZVR) modes with dc voltage regulation of DSTATCOM.

In this BP algorithm, the training of weights has three stages. It includes the feed forward of the input signal training, calculation and BP of the error signals, and upgrading of training weights. It may have one or more than one layer.

Continuity, differentiability, and non-decreasing monotony are the main characteristics of this algorithm. It is based on a mathematical formula and does not need special features of function in the learning process. It also has smooth variation on weight correction due to batch updating features on weights. In the training process, it is slow due to more number of learning steps, but after the training of weights, this algorithm produces very fast trained output response. In this application, the proposed control

algorithm on a DSTATCOM is implemented for the compensation of nonlinear loads.

## **SYSTEM CONFIGURATION AND CONTROL ALGORITHM**

A voltage source converter (VSC)-based DSTATCOM is connected to a three phase ac mains feeding three phase linear/nonlinear loads with internal grid impedance which is shown in Fig. 1. The performance of DSTATCOM depends upon the accuracy of harmonic current detection. For reducing ripple in compensating currents, the tuned values of interfacing inductors ( $L_f$ ) are connected at the ac output of the VSC.

A three phase series combination of capacitor ( $C_f$ ) and a resistor ( $R_f$ ) represents the shunt passive ripple filter which is connected at a point of common coupling (PCC) for reducing the high frequency switching noise of the VSC. The DSTATCOM currents ( $i_{Cabc}$ ) are injected as required compensating currents to cancel the reactive power components and harmonics of the load currents so that loading due to reactive power component/harmonics is reduced on the distribution system.

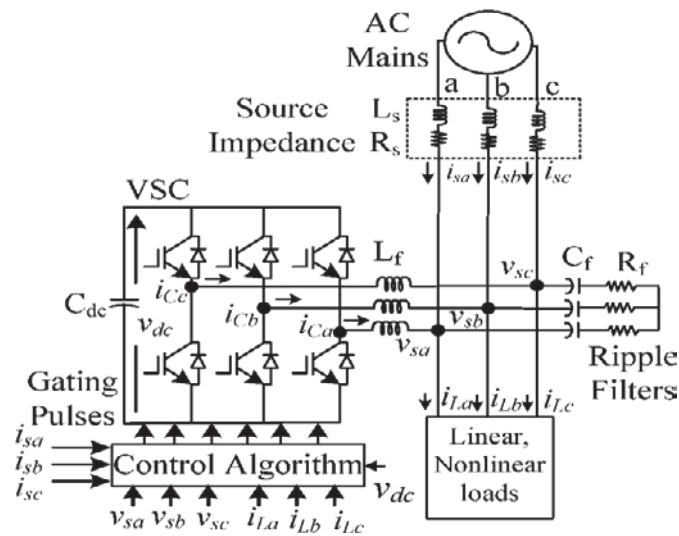


Figure:-1 Schematic diagram of VSC-based DSTATCOM.

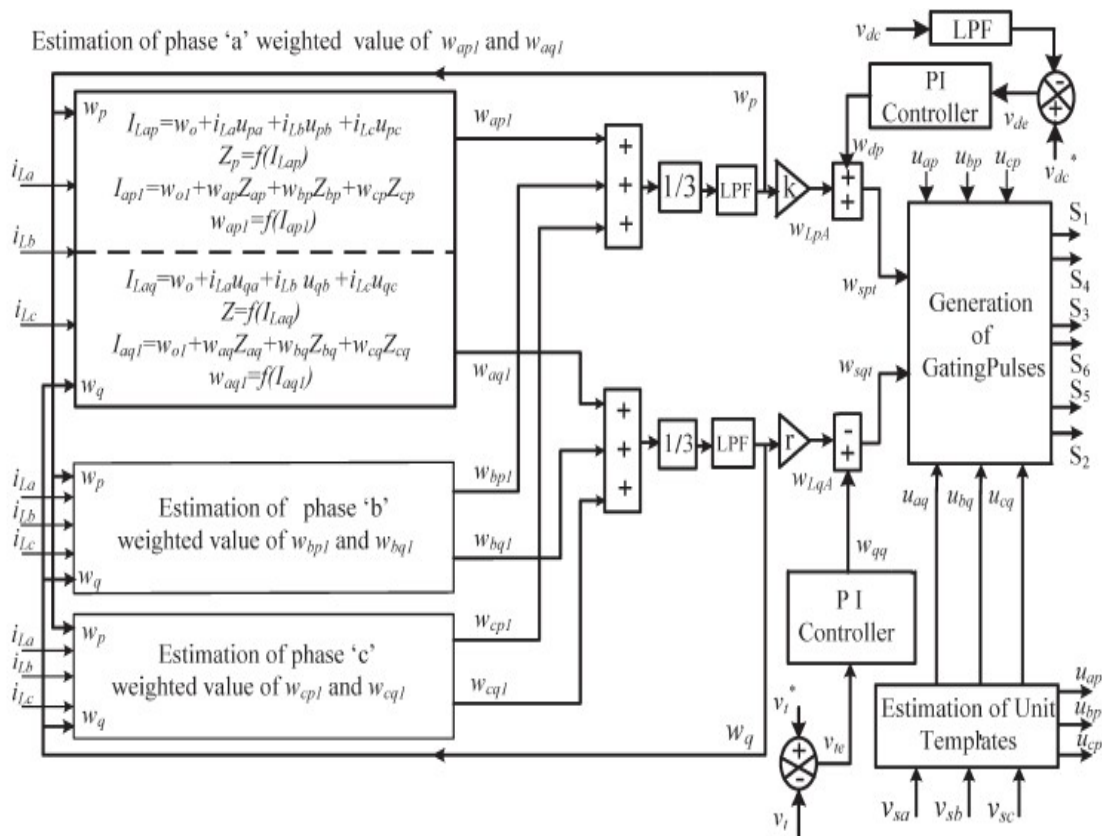


Figure:-2 Estimation of reference currents using BP control algorithm

Fig. 2 shows the block diagram of the BP training algorithm for the estimation of reference source currents through the weighted value of load active power and

reactive power current components. In this algorithm, the phase PCC voltages ( $v_{sa}$ ,  $v_{sb}$ , and  $v_{sc}$ ), source currents ( $i_{sa}$ ,  $i_{sb}$ , and  $i_{sc}$ ), load currents ( $i_{La}$ ,  $i_{Lb}$ , and  $i_{Lc}$ ) and dc

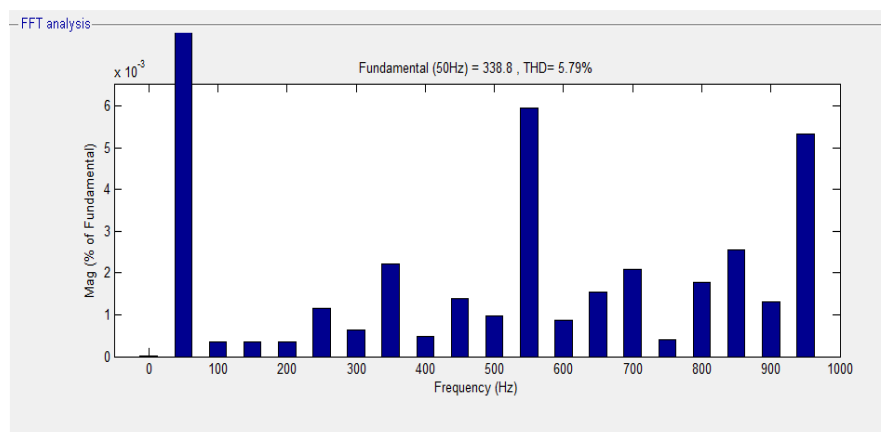
bus voltage ( $v_{dc}$ ) are required for the extraction of reference source currents ( $i_{sa}^*$ ,  $i_{sb}^*$ , and  $i_{sc}^*$ ). There are two primary modes for the operation of this algorithm: The first one is a feed forward, and the second is the BP of error or supervised learning.

### SIMULATION RESULTS AND DISCUSSIONS

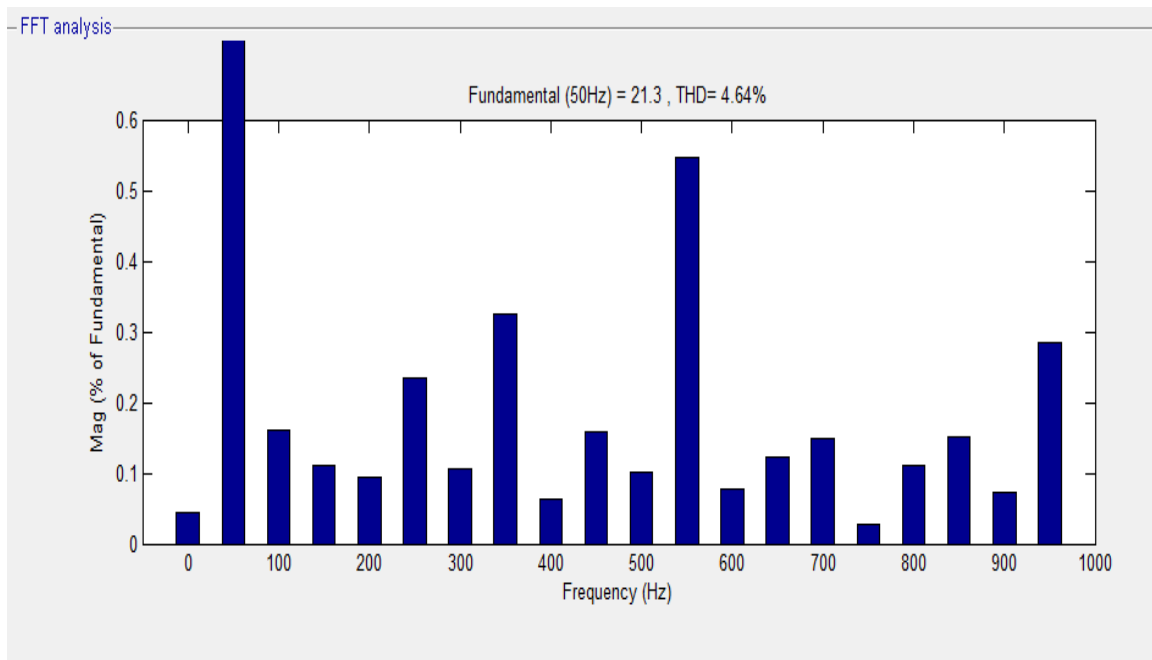
MATLAB with SIMULINK and Sim Power System tool-boxes is used for the development of the simulation model of a DSTATCOM and its control algorithm. The performance of the BP algorithm in the time domain for the three phase DSTATCOM is simulated for PFC and ZVR modes of operation under nonlinear loads. The performance of the control algorithm is observed under nonlinear loads.

### PERFORMANCE OF DSTATCOM IN PFC MODE:

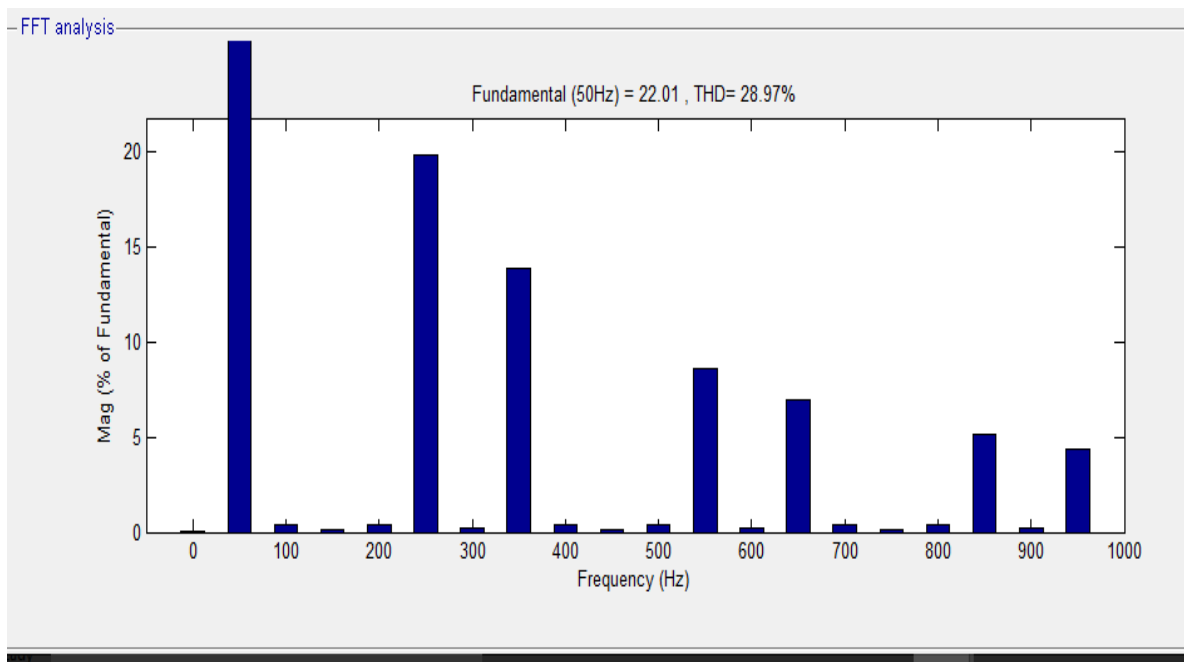
The dynamic performance of a VSC-based DSTATCOM is studied for PFC mode at nonlinear loads. The performance indices are the phase voltages at PCC ( $v_s$ ), balanced source currents ( $i_s$ ), load currents ( $i_{La}$ ,  $i_{Lb}$ , and  $i_{Lc}$ ), compensator currents ( $i_{Ca}$ ,  $i_{Cb}$ , and  $i_{Cc}$ ), and dc bus voltage ( $v_{dc}$ ) which are shown in Fig. 4. The waveforms of the phase “a” voltage at PCC ( $v_{sa}$ ), source current ( $i_{sa}$ ), and load current ( $i_{La}$ ) are shown in Fig. 3(a)–(c), respectively. The total harmonic distortion (THD) of the phase “a” at PCC voltage, source current, and load current are found to be 5.79%, 4.64%, and 28.97%, respectively. It is observed that the DSTATCOM is able to perform the functions of load balancing and harmonic elimination with high precision



(a) PCC voltage

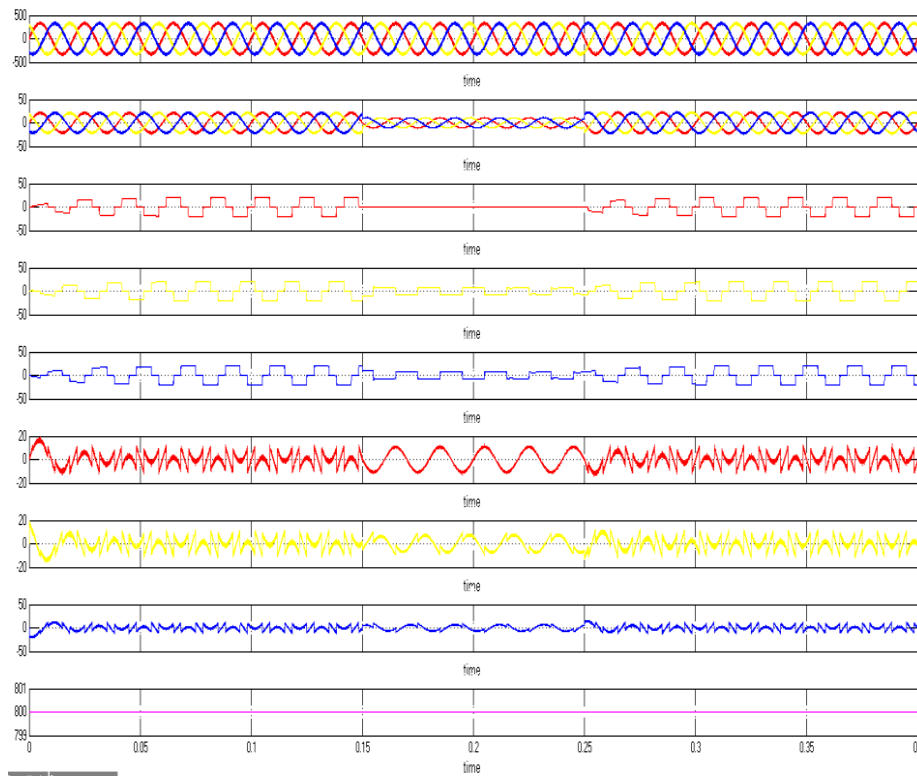


**(b) Source current**



**(c) Load current**

**Fig. 3. Waveforms and harmonic spectra of phase “a” in PFC mode.**



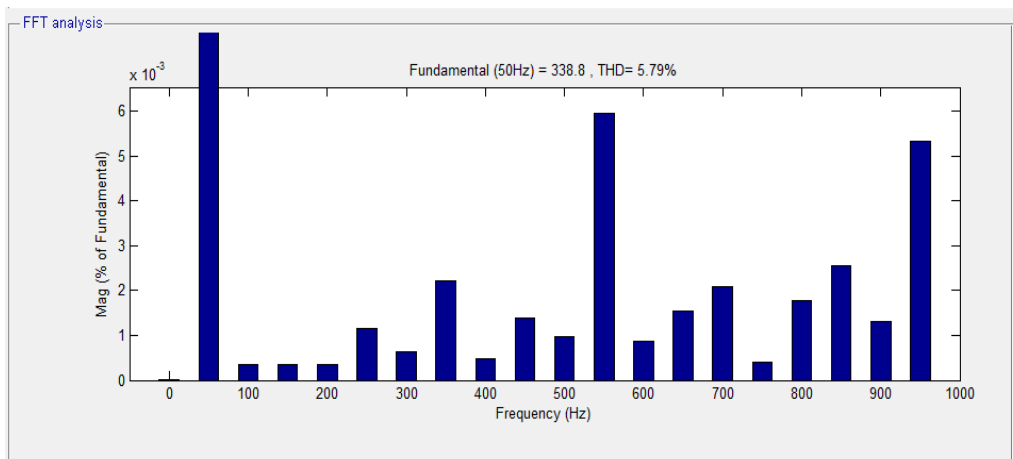
**Figure:-4 Dynamic performance of DSTATCOM under varying nonlinear loads in PFC mode**

**Performance of DSTATCOM in ZVR Mode:**

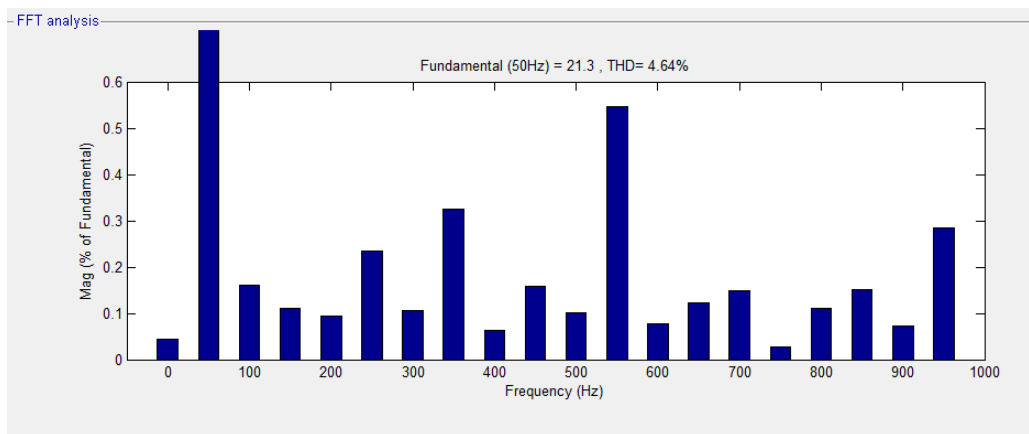
In ZVR mode, the amplitude of the PCC voltage is regulated to the reference amplitude by injecting extra leading reactive power components. The dynamic performance of DSTATCOM in terms of PCC phase voltages ( $v_s$ ), balanced source currents ( $i_s$ ), load currents ( $i_{La}$ ,  $i_{Lb}$ , and  $i_{Lc}$ ), compensator currents ( $i_{Ca}$ ,  $i_{Cb}$ , and  $i_{Cc}$ ), amplitude of voltages at PCC ( $v_t$ ), and dc bus voltage ( $v_{dc}$ ) waveforms is shown in Fig. 6.

The harmonic spectra of the phase “a”

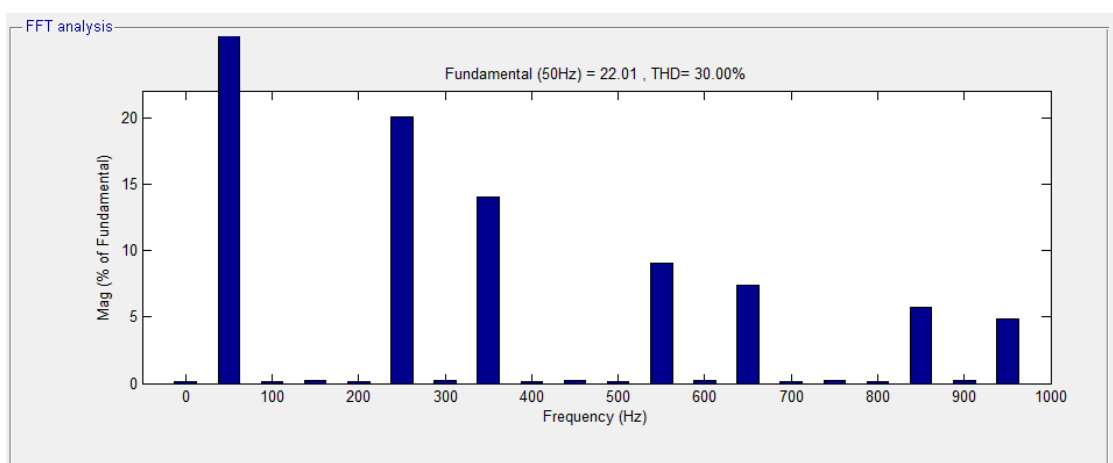
voltage at PCC ( $v_{sa}$ ), source current ( $i_{sa}$ ), and load current ( $i_{La}$ ) are shown in Fig. 5(a)–(c). The THDs of the phase “a” at PCC voltage, source current, load current are observed to be 5.79%, 4.64%, and 30.00%, respectively. Three phase PCC voltages are regulated up to the rated value. The amplitude of the three phase voltages is regulated from 335.2 to 338.9 V under nonlinear loads. It may be seen that the harmonic distortions of the source current and PCC voltage are within the IEEE-519 standard limit of 5%. The PCC voltage is also regulated at different operating conditions of load.



(a) PCC voltage

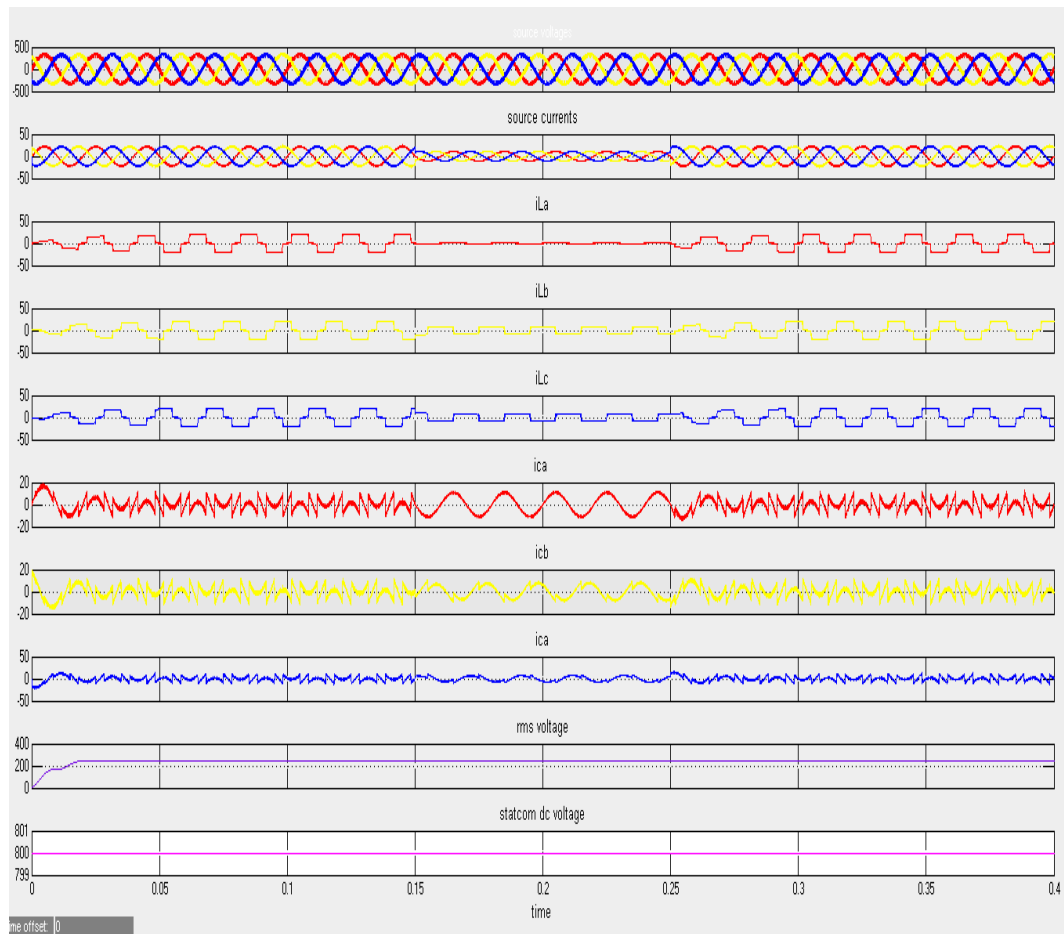


(b) Source current



(c) Load current

Figure:- 5 Waveforms and harmonic spectra of phase “a” in ZVR mode



**Figure:-6 Dynamic performance of DSTATCOM under varying nonlinear loads in ZVR mode**

## CONCLUSION

A VSC-based DSTATCOM has been accepted as the most preferred solution for power quality improvement as PFC and to maintain rated PCC voltage. A three phase DSTATCOM has been implemented for the compensation of nonlinear loads using a BPT control algorithm to verify its effectiveness. The proposed BPT control algorithm has been used for the extraction of reference source currents to generate the switching pulses for IGBTs of the VSC of DSTATCOM. Various functions of

DSTATCOM such as harmonic elimination and load balancing have been demonstrated in PFC and ZVR modes with dc voltage regulation of DSTATCOM. From the simulation and implementation results, it is concluded that DSTATCOM and its control algorithm have been found suitable for the compensation of nonlinear loads. Its performance has been found satisfactory for this application because the extracted reference source currents exactly traced the sensed source currents during the steady state as well as dynamic

conditions. The dc bus voltages of the DSTATCOM has also been regulated to the rated value without any overshoot or undershoot during load variation. Large training time in the application of the complex system and the selection of the number of hidden layers in the system are the disadvantages of this algorithm

## REFERENCES

- I. R. C. Dugan, M. F. McGranaghan, and H. W. Beaty, *Electric Power Systems Quality*, 2nd ed. New York, NY, USA: McGraw-Hill, 2006.
- II. A. Ortiz, C. Gherasim, M. Manana, C. J. Renedo, L. I. Eguiluz, and R. J. M. Belmans, "Total harmonic distortion decomposition depending on distortion origin," *IEEE Trans. Power Del.*, vol. 20, no. 4, pp. 2651–2656, Oct. 2005.
- III. T. L. Lee and S. H. Hu, "Discrete frequency-tuning active filter to suppress harmonic resonances of closed-loop distribution power systems," *IEEE Trans. Power Electron.*, vol. 26, no. 1, pp. 137–148, Jan. 2011.
- IV. K. R. Padiyar, *FACTS Controllers in Power Transmission and Distribution*. New Delhi, India: New Age Int., 2008.
- V. IEEE Recommended Practices and Requirement for Harmonic Control on Electric Power System, *IEEE Std.519*, 1992.
- VI. T.-L. Lee, S.-H. Hu, and Y.-H. Chan, "DSTATCOM with positive- sequence admittance and negative-sequence conductance to mitigate voltage fluctuations in high-level penetration of distributed generation systems," *IEEE Trans. Ind. Electron.*, vol. 60, no. 4, pp. 1417–1428, Apr. 2013.
- VII. B. Singh, P. Jayaprakash, and D. P. Kothari, "Power factor correction and power quality improvement in the distribution system," *Elect. India Mag.*, pp. 40–48, Apr. 2008.
- VIII. J.-C. Wu, H. L. Jou, Y. T. Feng, W. P. Hsu, M. S. Huang, and W. J. Hou, "Novel circuit topology for three-phase active power filter," *IEEE Trans. Power Del.*, vol. 22, no. 1, pp. 444–449, Jan. 2007.
- IX. Z. Yao and L. Xiao, "Control of single-phase grid-connected

- inverters with nonlinear loads,” *IEEE Trans. Ind. Electron.*, vol. 60, no. 4, pp. 1384–1389, Apr. 2013.
- X. A. A. Heris, E. Babaei, and S. H. Hosseini, “A new shunt active power filter based on indirect matrix converter,” in *Proc. 20th Iranian Conf. Elect. Eng.*, 2012, pp. 581–586.
- XI. M. Sadeghi, A. Nazarloo, S. H. Hosseini, and E. Babaei, “A new DSTATCOM topology based on stacked multicell converter,” in *Proc. 2nd Power Electron., Drive Syst. Technol. Conf.*, 2011, pp. 205–210.
- XII. G. Benysek and M. Pasko, *Power Theories for Improved Power Quality*. London, U.K.: Springer-Verlag, 2012.
- XIII. B. Singh and J. Solanki, “A comparison of control algorithms for DSTATCOM,” *IEEE Trans. Ind. Electron.*, vol. 56, no. 7, pp. 2738–2745, Jul. 2009.
- XIV. C. H. da Silva, R. R. Pereira, L. E. B. da Silva, G. Lambert-Torres, B. K. Bose, and S. U. Ahn, “A digital PLL scheme for three-phase system using modified synchronous reference frame,” *IEEE Trans. Ind. Electron.*, vol. 57, no. 11, pp. 3814–3821, Nov. 2010.
- XV. S. Rahmani, A. Hamadi, and K. Al-Haddad, “A Lyapunov-function-based control for a three-phase shunt hybrid active filter,” *IEEE Trans. Ind. Electron.*, vol. 59, no. 3, pp. 1418–1429, Mar. 2012.
- XVI. S. Rahmani, N. Mendalek, and K. Al-Haddad, “Experimental design of a nonlinear control technique for three-phase shunt active power filter,” *IEEE Trans. Ind. Electron.*, vol. 57, no. 10, pp. 3364–3375, Oct. 2010.
- XVII. S. N. Sivanandam and S. N. Deepa, *Principle of Soft Computing*. New Delhi, India: Wiley India Ltd., 2010.
- XVIII. J. S. R. Jang, C. T. Sun, and E. Mizutani, *Neuro Fuzzy and Soft Computing: A Computational Approach to Learning and Machine Intelligence*. Delhi, India: Pearson Educ. Asia, 2008.

- XIX. P. Kumar and A. Mahajan, "Soft computing techniques for the control of an active power filter," *IEEE Trans. Power Del.*, vol. 24, no. 1, pp. 452–461, Jan. 2009.
- XX. A. Bhattacharya and C. Chakraborty, "A shunt active power filter with enhanced performance using ANN-based predictive and adaptive controllers," *IEEE Trans. Ind. Electron.*, vol. 58, no. 2, pp. 421–428, Feb. 2011.
- XXI. L. L. Lai, W. L. Chan, and A. T. P. So, "A two-ANN approach to frequency and harmonic evaluation," in *Proc. 5th Int. Conf. Artif. Neural Netw.*, 1997, pp. 245–250.
- XXII. X. Mao, "The harmonic currents detecting algorithm based on adaptive neural network," in *Proc. 3rd Int. Symp. Intell. Inf. Technol. Appl.*, 2009, vol. 3, pp. 51–53.
- XXIII. J. Wu, H. Pang, and X. Xu, "Neural-network-based inverse control method for active power filter system," in *Proc. IEEE Int. Symp. Intell. Control*, 2006, pp. 3094–3097.
- XXIV. H.-S. Ahn, Y. Q. Chen, and K. L. Moore, "Iterative learning control: Brief survey and categorization," *IEEE Trans. Syst., Man, Cybern. C, Appl. Rev.*, vol. 37, no. 6, pp. 1099–1121, Nov. 2007.
- XXV. B. Chen, S. Zhao, P. Zhu, and J. C. Principe, "Quantized kernel least mean square algorithm," *IEEE Trans. Neural Netw. Learn. Syst.*, vol. 23, no. 1, pp. 22–32, Jan. 2012.
- XXVI. Y. Hao, X. Tiantian, S. Paszczynski, and B. M. Wilamowski, "Advantages of radial basis function networks for dynamic system design," *IEEE Trans. Ind. Electron.*, vol. 58, no. 12, pp. 5438–5450, Dec. 2011.
- XXVII. X. Jing and L. Cheng, "An optimal-PID control algorithm for training feed-forward neural networks," *IEEE Trans. Ind. Electron.*, vol. 60, no. 6, pp. 2273–2283, Jun. 2013.
- XXVIII. F. Guangjie and Z. Hailong, "The study of the electric power

- harmonics detecting method based on the immune RBF neural network,” in Proc. 2nd Int. Conf. Intell. Comput. Technol. Autom., 2009, vol. 1, pp. 121–124.
- XXIX. J. Mazumdar, R. G. Harley, and G. K. Venayagamoorthy, “Synchronous reference frame based active filter current reference generation using neural networks,” in Proc. 32nd IEEE Annu. Conf. Ind. Electron. 2006, pp. 4404–4409.
- XXX. J. Mazumdar, R. G. Harley, F. Lambert, and G. K. Venayagamoorthy, “A novel method based on neural networks to distinguish between load harmonics and source harmonics in a power system,” in Proc. IEEE Power Eng. Soc. Inaugural Conf. Expo. Africa, 2005, pp. 477–484.
- XXXI. A. Zouidi, F. Fnaiech, K. Al-Haddad, and S. Rahmani, “Artificial neural networks as harmonic detectors,” in Proc. 32nd Annu. Conf. IEEE Ind. Electron., 2006, pp. 2889–2892.
- XXXII. Jung and G. N. Wang, “Pattern classification of back-propagation algorithm using exclusive connecting network,” J. World Acad. Sci., Eng. Technol., vol. 36, pp. 189–193, Dec. 2007.
- XXXIII. A. Ying and L. Qingsheng, “New research on harmonic detection based on neural network for power system,” in Proc. 3rd Int. Symp. Intell. Inf. Technol. Appl., 2009, vol. 2, pp. 113–116.

## AUTHORS' PROFILES



**G. Chaitanya Keerthana** obtained B.Tech degree in Electrical and Electronics Engineering from JNTUH, Kukatpally, Hyderabad, Telangana, India in 2018. At present, she is pursuing M.Tech degree in Electrical Power Systems from St. Peters Engineering College, Maisammaguda, Hyderabad, Telangana, India.. Her areas of interests include power System Operation and Control, Control System, optimization, Renewable energy systems power quality.



**Mr B. Vidyasagar** did his B.Tech & M.Tech from JNTU CE Anantapur, pursuing Ph.D in power systems using artificial intelligence techniques from JNTU Hyderabad, India .At present; he is the associate professor of Electrical and Electronics Engineering at St. Peters Engineering College, Maisammaguda, and Hyderabad, India. His research interests include power system operation and control, Electrical machines and power electronics with AI techniques. He has 7 publications in international Journals. He has 2 publications in international conferences