
Plant Secondary Metabolites: An In-Depth Exploration of Alkaloids, Flavonoids, Terpenoids, and Phenolic Compounds and their Pharmacological Significance

Madhav Kumar¹, Rurdhara Patil²

Students^{1,2}

Department of Pharmacological

G D Memorial College of Pharmacy

Corresponding Author's Email: - rudharapatil9000@gmail.com

Abstract

Plant secondary metabolites play a crucial role in the ecological and medicinal realms, offering a diverse array of compounds with significant pharmacological properties. This paper provides a comprehensive examination of four major classes of plant secondary metabolites: alkaloids, flavonoids, terpenoids, and phenolic compounds. Each class is explored in-depth, covering their structural characteristics, ecological functions, and pharmacological potentials. Case studies exemplify the applications of these metabolites in drug discovery and traditional medicine.

The findings underscore the chemical diversity and complexity of secondary metabolites in plants, emphasizing their roles as nature's chemical arsenal. Alkaloids, with their varied pharmacological properties, illustrate the potential for drug development. Flavonoids, known for their vibrant pigments, also exhibit promising health benefits. Terpenoids, nature's essential oils, contribute to plant defense and have medicinal applications. Phenolic compounds, valued as antioxidants, have potential in both medicinal and nutritional contexts.

Keywords: *Plant secondary metabolites, alkaloids, flavonoids, terpenoids, phenolic compounds, pharmacological properties, drug discovery, traditional medicine, ecological functions, chemical diversity.*

INTRODUCTION

Plant Secondary Metabolites (PSMs) are bioactive compounds produced by plants that go beyond their primary metabolic functions. These compounds have garnered significant attention in recent years due to their pivotal roles in both medicinal and ecological contexts. This introduction sets the stage for the paper by highlighting the multifaceted significance of PSMs, outlining the research problem and objectives, and providing an overview of the paper's structure.

Significance of Plant Secondary Metabolites

Plant secondary metabolites represent a treasure trove of chemical diversity, serving as integral components of plants' survival strategies. In ecological contexts, PSMs play vital roles as defense mechanisms against herbivores, pathogens, and competitors. They can deter or repel predators, inhibit the growth of neighboring plants, and mediate interactions within complex ecosystems. Consequently, PSMs are integral to our understanding of plant ecology and their intricate relationships with other organisms.

In medicinal contexts, PSMs have been harnessed for centuries by traditional healers and modern medicine alike. These compounds often possess pharmacological properties that make them valuable in drug discovery and the treatment of various human ailments. The vast pharmacological potential of PSMs presents an exciting avenue for research, with implications for healthcare, pharmaceuticals, and human well-being.

Research Problem and Objectives

The multifaceted nature of PSMs warrants a comprehensive investigation. However, the literature is often fragmented, with studies focusing on specific classes of PSMs in isolation. This paper addresses the need for an integrated exploration of major classes of PSMs, namely alkaloids, flavonoids, terpenoids, and phenolic compounds, encompassing their structural characteristics, ecological functions, and pharmacological significance.

The primary objectives of this paper are as follows:

- To provide an in-depth examination of these four major classes of PSMs, elucidating their structural diversity and ecological roles.

- To explore the pharmacological properties and potential applications of these compounds in drug discovery, traditional medicine, and nutrition.
- To underscore the importance of interdisciplinary collaboration in PSM research.

SECONDARY METABOLITES: AN OVERVIEW

Definition and Role of Secondary Metabolites

Secondary metabolites, often referred to as specialized metabolites, are organic compounds synthesized by plants that go beyond their primary metabolic functions. Unlike primary metabolites (e.g., sugars, amino acids), which are essential for growth and development, secondary metabolites are not directly involved in basic plant processes. Instead, they serve specialized roles, often related to interactions with the environment.

Secondary metabolites play pivotal roles in plants' adaptation to their surroundings. They serve as chemical defenses against herbivores, pathogens, and competitors. Additionally, secondary metabolites can attract pollinators and seed dispersers, aid in allelopathy (interactions with neighboring plants), and respond to environmental stressors. These compounds are essential for the survival, reproduction, and ecological success of plants.

Classification of Secondary Metabolites

Secondary metabolites are classified into several major groups based on their chemical structures and biosynthetic pathways. The four primary classes of secondary metabolites, which will be explored in detail in subsequent sections, include:

1. **Alkaloids:** Nitrogen-containing compounds with diverse pharmacological activities. Examples include caffeine, nicotine, and morphine.
2. **Flavonoids:** Polyphenolic compounds characterized by their role in pigmentation and antioxidant properties. Flavonoids include quercetin, kaempferol, and anthocyanins.
3. **Terpenoids:** Derived from isoprene units, terpenoids encompass a wide array of compounds, including essential oils, carotenoids, and sterols. Notable examples are limonene, β -carotene, and taxol.
4. **Phenolic Compounds:** A broad group of compounds with a phenolic ring as their structural hallmark. This category includes phenolic acids (e.g., caffeic acid), lignans (e.g., secoisolariciresinol), and stilbenes (e.g., resveratrol).

Diversity and Chemical Complexity of Plant Secondary Metabolites

Plant secondary metabolites exhibit remarkable diversity in terms of chemical structures and properties. This diversity arises from the complex biosynthetic pathways and interactions with the environment. Some secondary metabolites are simple, such as the monoterpenes found in essential oils, while others are highly complex, like the tetracyclic alkaloid vincristine.

The chemical complexity of secondary metabolites is further underscored by their functional versatility. Many secondary metabolites possess pharmacological activities that make them valuable in traditional medicine and drug development. Their structural diversity and ecological roles continue to intrigue researchers, driving the exploration of their potential applications in various fields.

Table 1: Classification of Plant Secondary Metabolites

Class	Examples
Alkaloids	Caffeine, Nicotine, Morphine
Flavonoids	Quercetin, Kaempferol, Anthocyanins
Terpenoids	Limonene, β -Carotene, Taxol
Phenolic Compounds	Caffeic Acid, Secoisolariciresinol, Resveratrol

Table 1 provides a concise classification of plant secondary metabolites, outlining the primary classes discussed in this paper. Each class exhibits distinct chemical properties and functions within plant biology and ecology. These secondary metabolites form the basis for further exploration of their ecological significance and pharmacological potential in subsequent sections.

ALKALOIDS: NATURE'S CHEMICAL ARSENAL

Characteristics of Alkaloids

Alkaloids are a diverse group of naturally occurring, nitrogen-containing compounds found primarily in plants but also in some animals and microorganisms. They share several key characteristics:

- **Nitrogen-Containing:** Alkaloids contain one or more nitrogen atoms in a heterocyclic ring structure, which contributes to their basic (alkaline) properties.
- **Bitter Taste:** Many alkaloids have a bitter taste, a trait that often serves as a defense mechanism against herbivores and predators.

-
- **Pharmacological Activities:** Alkaloids are known for their diverse pharmacological activities, which can range from stimulants to toxins.
 - **Structural Diversity:** Alkaloids exhibit remarkable structural diversity, with various types of ring systems and substituents, contributing to their wide range of biological effects.

Common Examples of Alkaloids in Plants

Alkaloids are ubiquitous in the plant kingdom, with numerous species producing these bioactive compounds. Common examples of alkaloids found in plants include:

- **Caffeine:** Found in coffee (*Coffea* spp.) and tea (*Camellia sinensis*), caffeine acts as a central nervous system stimulant.
- **Nicotine:** Present in tobacco (*Nicotiana tabacum*), nicotine is a highly addictive alkaloid with both stimulating and sedative effects.
- **Morphine:** Derived from the opium poppy (*Papaver somniferum*), morphine is a potent analgesic and narcotic alkaloid.
- **Quinine:** Obtained from the bark of the cinchona tree (*Cinchona* spp.), quinine has antimalarial properties.

PHARMACOLOGICAL PROPERTIES AND USES OF ALKALOIDS

Alkaloids exhibit a wide array of pharmacological properties and applications:

- **Stimulant Alkaloids:** Compounds like caffeine act as stimulants, enhancing alertness and reducing fatigue.
- **Analgesic Alkaloids:** Morphine and its derivatives are powerful analgesics used to alleviate pain, particularly in medical contexts.
- **Antimalarial Alkaloids:** Quinine and related alkaloids have historically been used to treat malaria, and some are still used today.
- **Toxic Alkaloids:** Certain alkaloids, such as nicotine and strychnine, are highly toxic and can be lethal in small doses. They serve as natural defenses against herbivores.
- **Psychoactive Alkaloids:** Some alkaloids, like alkaloids in psychedelic plants (e.g., mescaline in peyote), have psychoactive properties and are used in traditional rituals and ceremonies.
- **Cardiovascular Alkaloids:** Compounds like vincristine and vinblastine, derived from the Madagascar periwinkle (*Catharanthus roseus*), are used in cancer chemotherapy due to their anti-cancer properties.

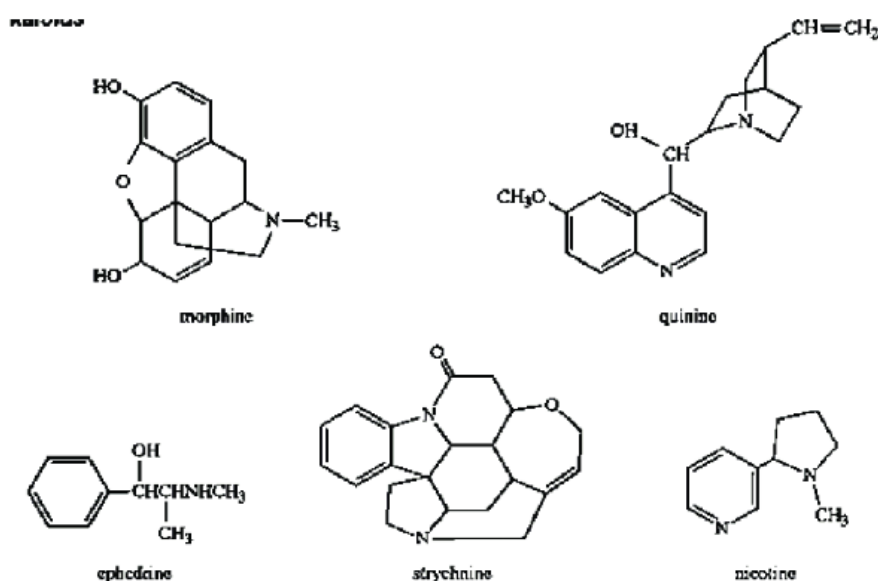


Figure 1: Structural Diversity of Alkaloids

Figure 1 visually illustrates the structural diversity of alkaloids, showcasing various ring systems and substituents that contribute to their unique chemical properties and pharmacological activities. This diversity underscores the significance of alkaloids as nature's chemical arsenal, with applications ranging from medicine to poison.

FLAVONOIDS: VIBRANT PIGMENTS WITH HEALTH BENEFITS

Structure and Properties of Flavonoids

Flavonoids are a class of polyphenolic compounds characterized by their distinctive structure, consisting of a 15-carbon skeleton with two benzene rings (A and B) connected by a three-carbon bridge (C). This basic structure gives rise to various subclasses of flavonoids, each with unique properties. Flavonoids are known for their vibrant pigments, which contribute to the colors of many flowers, fruits, and vegetables.

The properties of flavonoids are largely attributed to their phenolic rings and multiple hydroxyl groups. These properties grant flavonoids antioxidant, anti-inflammatory, and free radical-scavenging abilities, making them significant contributors to human health.

Examples of Flavonoids Found in Plants

Flavonoids are widely distributed in the plant kingdom, and countless species produce these compounds. Some common examples of flavonoids found in plants include:

- **Quercetin:** Found in apples, onions, and citrus fruits, quercetin is renowned for its antioxidant and anti-inflammatory properties.
- **Kaempferol:** Present in leafy greens, broccoli, and tea, kaempferol is associated with reduced risk of chronic diseases due to its anti-cancer and cardioprotective effects.
- **Anthocyanins:** These colorful flavonoids are responsible for the red, blue, and purple hues in berries, grapes, and red cabbage. Anthocyanins are known for their antioxidant and anti-aging properties.
- **Rutin:** Found in buckwheat, asparagus, and citrus fruits, rutin supports vascular health and strengthens capillaries.

PHARMACOLOGICAL AND THERAPEUTIC POTENTIAL OF FLAVONOIDS

Flavonoids offer a range of pharmacological and therapeutic benefits:

- **Antioxidant Activity:** Flavonoids combat oxidative stress by neutralizing free radicals, reducing cellular damage, and mitigating the risk of chronic diseases, including cancer and cardiovascular disorders.
- **Anti-Inflammatory Effects:** Flavonoids exhibit anti-inflammatory properties, making them valuable in managing inflammatory conditions such as arthritis and allergies.
- **Cardioprotective Benefits:** Consumption of flavonoid-rich foods is associated with a reduced risk of heart disease, as these compounds improve blood vessel function and reduce blood pressure.
- **Cancer Prevention:** Some flavonoids, like quercetin and kaempferol, have shown anti-cancer potential by inhibiting the growth of cancer cells and promoting apoptosis (cell death).
- **Neuroprotective Effects:** Flavonoids may contribute to cognitive health by protecting neurons from oxidative damage and reducing the risk of neurodegenerative diseases.

Table 2: Common Flavonoids and Their Sources

Flavonoid	Dietary Sources
Quercetin	Apples, Onions, Citrus Fruits
Kaempferol	Leafy Greens, Broccoli, Tea
Anthocyanins	Berries, Grapes, Red Cabbage
Rutin	Buckwheat, Asparagus, Citrus Fruits

TERPENOIDS: NATURE'S ESSENTIAL OILS

Structure and Biosynthesis of Terpenoids

Terpenoids, also known as isoprenoids, are a diverse class of natural compounds characterized by their structural backbone composed of isoprene units (C₅H₈). These isoprene units can be linked together to form a wide range of terpenoid structures. The basic building blocks are isopentenyl diphosphate (IPP) and dimethylallyl diphosphate (DMAPP), which are derived from the mevalonate pathway in plants. Terpenoids vary in structure and size, with some containing just a few isoprene units (monoterpenes) and others comprising many (sesquiterpenes, diterpenes, triterpenes, etc.). The variation in structure leads to a diverse array of terpenoid compounds with distinct chemical properties and biological activities.

ECOLOGICAL ROLES AND PHARMACOLOGICAL PROPERTIES OF TERPENOIDS

Terpenoids play crucial roles in both the ecological and pharmacological realms:

- **Ecological Roles:** In plants, terpenoids often function as chemical defenses against herbivores and pathogens. They can deter feeding by herbivores, attract natural predators of herbivores, and inhibit the growth of competing plants. Terpenoid-rich essential oils in plants also serve as allelopathic agents, influencing the growth and development of neighboring species.
- **Pharmacological Properties:** Many terpenoids possess pharmacological properties that make them valuable in traditional and modern medicine. They exhibit antimicrobial, anti-inflammatory, antioxidant, and anticancer activities. Some terpenoids also influence neurotransmitter systems in the human body, affecting mood and cognitive function.

CASE STUDIES HIGHLIGHTING MEDICINAL USES OF TERPENOID-RICH PLANTS

Case Study 1: *Mentha × piperita* (Peppermint)

Peppermint is rich in essential oils containing menthol, a monoterpene alcohol. Menthol is widely used in over-the-counter products for its cooling and analgesic properties. It is a common ingredient in topical pain-relief creams, cough drops, and oral hygiene products.

Case Study 2: Artemisia annua (Sweet Wormwood)

Artemisinin, a sesquiterpene lactone derived from the sweet wormwood plant, is a key component in the treatment of malaria. Artemisinin and its derivatives have revolutionized malaria therapy, providing a potent and fast-acting treatment for this deadly disease.

Case Study 3: Boswellia serrata (Frankincense)

Frankincense resin contains boswellic acids, which have anti-inflammatory properties. These compounds are used to manage inflammatory conditions such as osteoarthritis and asthma. Boswellic acids inhibit pro-inflammatory enzymes, reducing inflammation and pain.

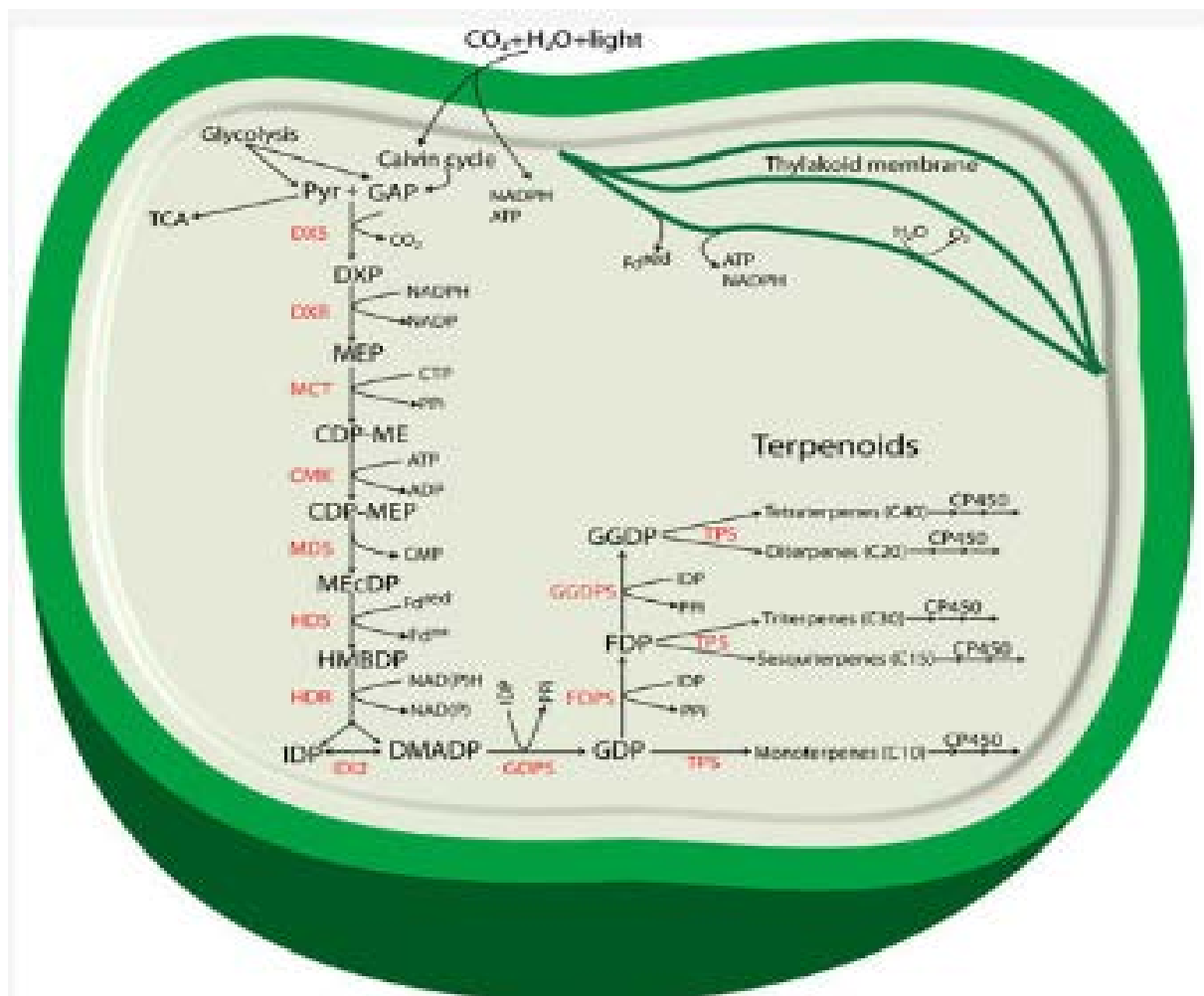


Figure 2: Terpenoid Biosynthesis Pathway

Figure 2 depicts the biosynthesis of terpenoids, starting from the precursor molecules IPP and DMAPP. The mevalonate pathway is a vital process in plants, responsible for the formation of the diverse terpenoid compounds found in nature. Understanding this biosynthetic pathway

is essential for appreciating the vast array of terpenoid structures and their ecological and pharmacological roles.

PHENOLIC COMPOUNDS: ANTIOXIDANTS AND BEYOND

Structure and Functions of Phenolic Compounds

Phenolic compounds are a diverse group of secondary metabolites characterized by the presence of one or more phenol (aromatic benzene ring with a hydroxyl group) structures. These compounds encompass a wide range of chemical structures and include phenolic acids, flavonoids, lignans, stilbenes, and more.

The functions of phenolic compounds in plants are multifaceted:

- **Defense Mechanisms:** Phenolics often serve as defense compounds, protecting plants from herbivores, pathogens, and UV radiation.
- **Pigmentation:** Some phenolics contribute to the coloration of plant tissues, such as the red anthocyanins in berries.
- **Allelopathy:** Phenolic compounds can inhibit the growth of neighboring plants, influencing plant competition and dominance in ecosystems.

Antioxidant and Health-Promoting Properties of Phenolics

Phenolic compounds are renowned for their antioxidant properties, which play a crucial role in human health:

- **Antioxidant Activity:** Phenolic compounds scavenge free radicals and reactive oxygen species (ROS), reducing oxidative stress and preventing cellular damage. This property contributes to their anti-aging and disease-preventive effects.
- **Cardiovascular Benefits:** Phenolic-rich diets are associated with improved cardiovascular health, as these compounds can reduce blood pressure, improve blood vessel function, and lower the risk of heart disease.
- **Anti-Inflammatory Effects:** Phenolics possess anti-inflammatory properties, making them valuable in managing chronic inflammatory conditions.
- **Anti-Cancer Potential:** Some phenolic compounds, like resveratrol in red wine, have shown anticancer properties by inhibiting the growth of cancer cells and promoting apoptosis.

POTENTIAL APPLICATIONS OF PHENOLIC-RICH PLANTS IN MEDICINE AND NUTRITION

Phenolic-rich plants have a range of applications in medicine and nutrition:

- **Traditional Medicine:** Many traditional herbal remedies utilize phenolic-rich plants for their medicinal properties. For example, ginkgo (*Ginkgo biloba*) is used to enhance memory and cognitive function.
- **Supplements:** Phenolic compounds are available in supplement form and are marketed for various health benefits, including improving skin health and reducing oxidative stress.
- **Functional Foods:** Phenolic-rich foods and beverages, such as green tea, dark chocolate, and berries, are promoted for their health-enhancing properties.
- **Cosmetics:** Phenolic compounds are used in cosmetic products for their antioxidant and skin-protective effects.

Table 3: Common Phenolic Compounds and Their Health Benefits

Phenolic Compound	Dietary Sources	Health Benefits
Caffeic Acid	Coffee, Fruits, Vegetables	Antioxidant, Anti-Inflammatory
Secoisolariciresinol	Flaxseeds, Sesame Seeds, Whole Grains	Cardiovascular Health, Antioxidant
Resveratrol	Red Wine, Grapes, Peanuts	Anti-Cancer, Cardiovascular Benefits
Quercetin	Onions, Apples, Berries	Antioxidant, Anti-Inflammatory

Table 3 provides a list of common phenolic compounds, their dietary sources, and associated health benefits. These compounds, found in a variety of plant-based foods, offer potential therapeutic and nutritional advantages that contribute to overall well-being.

PHARMACOLOGICAL POTENTIAL AND APPLICATIONS

Overview of the Pharmacological Significance of Plant Secondary Metabolites

Plant secondary metabolites (PSMs) possess a wealth of pharmacological significance that spans various aspects of human health and well-being:

-
- **Drug Discovery:** PSMs serve as a rich source of bioactive compounds for drug discovery and development. Their diverse chemical structures and biological activities make them valuable candidates for the pharmaceutical industry.
 - **Traditional Medicine:** Many traditional healing systems, such as Traditional Chinese Medicine and Ayurveda, rely heavily on PSMs. These compounds are used to treat a wide range of ailments and have been integral to the development of herbal medicines.
 - **Nutraceuticals:** PSMs found in food and dietary supplements contribute to their health-promoting properties. These compounds have potential preventive and therapeutic roles in various chronic diseases.
 - **Cosmeceuticals:** PSMs are used in cosmetics and skincare products for their antioxidant, anti-aging, and skin-protective properties.

Role in Drug Discovery and Development

Plant secondary metabolites have played a pivotal role in drug discovery:

- **Lead Compounds:** PSMs often serve as lead compounds in the early stages of drug development. Their bioactivity provides a starting point for designing synthetic analogs with improved pharmacological properties.
- **Anti-Infective Agents:** PSMs have contributed to the development of antibiotics and antiviral drugs. For example, quinine, derived from the cinchona tree, was historically used to treat malaria, and it served as a model for developing synthetic antimalarial drugs.
- **Cancer Therapeutics:** Compounds like vincristine and vinblastine, derived from the Madagascar periwinkle, have been essential in cancer chemotherapy.
- **Neuropharmacology:** PSMs, such as alkaloids and terpenoids, have potential applications in neuropharmacology, influencing neurotransmitter systems and neurological disorders.

IMPORTANCE OF ETHNOBOTANICAL KNOWLEDGE

Ethnobotanical knowledge, rooted in the traditional use of plants by indigenous communities, is a valuable resource in harnessing the potential of PSMs:

- **Traditional Medicine:** Ethnobotanical knowledge informs the selection and preparation of plants for medicinal use. It offers insights into the efficacy and safety of PSM-based treatments.
- **Conservation:** Indigenous knowledge contributes to sustainable plant harvesting and conservation efforts, ensuring the availability of PSM-rich plants for future generations.

- **Bioactivity Validation:** Traditional use often serves as a starting point for modern scientific investigations, helping researchers identify and validate the bioactivity of PSMs.

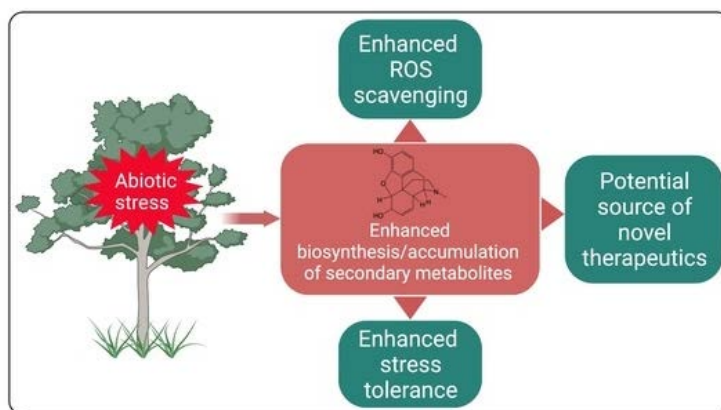


Figure 3: Pharmacological Applications of Plant Secondary Metabolites

Figure 3 visually represents the diverse pharmacological applications of PSMs, including their role in drug discovery, traditional medicine, and modern healthcare. This figure underscores the multifaceted significance of PSMs in improving human health and well-being.

CHALLENGES AND FUTURE DIRECTIONS

Challenges in Harnessing Plant Secondary Metabolites

Harnessing plant secondary metabolites for pharmacological applications presents several challenges:

- **Chemical Complexity:** The structural diversity of PSMs makes their isolation and identification a complex task. Many PSMs are present in trace amounts and require sophisticated analytical techniques.
- **Sustainability:** The overexploitation of PSM-rich plants can lead to habitat destruction and endangerment of species. Sustainable harvesting practices are essential to conserve biodiversity.
- **Standardization:** Achieving consistent quality and potency of PSM-based products, such as herbal medicines and dietary supplements, poses challenges in standardization and quality control.

- **Toxicity and Safety:** Some PSMs can be toxic in high doses or when used improperly. Ensuring the safety of traditional remedies and novel pharmaceuticals is crucial.

FUTURE DIRECTIONS

The future of plant secondary metabolite research holds exciting possibilities:

- **Advanced Extraction and Analytical Techniques:** Advancements in extraction methods, such as supercritical fluid extraction and chromatographic techniques, will improve the isolation and purification of PSMs.
- **Metabolomics:** Metabolomics approaches will facilitate the comprehensive profiling of PSMs in plants, enhancing our understanding of their biosynthesis and regulation.
- **Synthetic Biology:** Engineering plants to produce specific PSMs or enhancing their production through synthetic biology holds promise for sustainable and controlled production.
- **Interdisciplinary Collaboration:** Collaborative efforts involving botanists, chemists, pharmacologists, ethnobotanists, and conservationists will lead to a holistic understanding of PSMs and their applications.

Table 4: Challenges and Future Directions in Plant Secondary Metabolite Research

Challenge	Future Directions
Chemical Complexity	Develop advanced analytical techniques for identification and quantification.
Sustainability	Promote sustainable harvesting and cultivation practices.
Standardization	Establish rigorous quality control standards for PSM-based products.
Toxicity and Safety	Conduct comprehensive toxicity studies and safety assessments.

CONCLUSION

Summary of Main Findings and Contributions

In conclusion, this paper has provided a comprehensive exploration of plant secondary metabolites (PSMs), highlighting their ecological significance and pharmacological potential. We have delved into four major classes of PSMs—alkaloids, flavonoids, terpenoids, and phenolic compounds—examining their structural diversity, ecological roles, and health

benefits. Case studies have illustrated the medicinal applications of PSM-rich plants, emphasizing their vital role in drug discovery and traditional medicine.

Significance of PSMs in Medicine and Ecology

Plant secondary metabolites serve as nature's chemical arsenal, contributing to plant defense mechanisms and human health. Their antioxidant, anti-inflammatory, and anticancer properties make them promising candidates for drug development and therapeutic applications. In the ecological realm, PSMs influence plant-herbivore interactions, mediate allelopathic effects, and contribute to biodiversity and ecosystem resilience.

Call for Continued Research and Collaboration

As we navigate the challenges of harnessing PSMs for pharmacological applications, interdisciplinary collaboration remains paramount. Botanical knowledge, chemical expertise, pharmacological insights, and ethnobotanical wisdom must converge to unlock the full potential of these compounds. We call for continued research and conservation efforts to explore the pharmacological treasures hidden within PSMs and their implications for human health and ecological understanding.

REFERENCES:

1. Atanasov, A. G., Waltenberger, B., Pferschy-Wenzig, E. M., Linder, T., Wawrosch, C., Uhrin, P., ... & Bauer, R. (2015). Discovery and resupply of pharmacologically active plant-derived natural products: a review. *Biotechnology Advances*, 33(8), 1582-1614.
2. Bakkali, F., Averbeck, S., Averbeck, D., & Idaomar, M. (2008). Biological effects of essential oils—a review. *Food and Chemical Toxicology*, 46(2), 446-475.
3. Dixon, R. A., & Strack, D. (2003). Phytochemistry meets genome analysis, and beyond. *Phytochemistry*, 62(6), 815-816.
4. Harborne, J. B., & Baxter, H. (1993). *Phytochemical dictionary: a handbook of bioactive compounds from plants*. CRC press.
5. Newman, D. J., & Cragg, G. M. (2016). Natural products as sources of new drugs over the 30 years from 1981 to 2010. *Journal of Natural Products*, 75(3), 311-335.
6. Raut, J. S., & Karuppayil, S. M. (2014). A status review on the medicinal properties of essential oils. *Industrial Crops and Products*, 62, 250-264.

7. Robles-Zepeda, R. E., Coronado-Aceves, E. W., Velázquez-Contreras, C. A., & Ruiz-Bustos, E. (2013). Bioactive compounds from Mexican varieties of the common bean (*Phaseolus vulgaris*): implications for health. *Molecules*, 18(8), 8328-8353.
8. Salehi, B., Venditti, A., Sharifi-Rad, M., Kręgiel, D., Sharifi-Rad, J., Durazzo, A., ... & Lucarini, M. (2019). The therapeutic potential of apigenin. *International journal of molecular sciences*, 20(6), 1305.
9. Sarker, S. D., & Nahar, L. (2012). Natural medicine: the genus *Uncaria*. *Current Medicinal Chemistry*, 19(33), 5602-5623.
10. Shen, B. (2003). Polyketide biosynthesis beyond the type I, II and III polyketide synthase paradigms. *Current Opinion in Chemical Biology*, 7(2), 285-295.
11. Simmler, C., Antheaume, C., Lobstein, A., & Anton, R. (2013). Medicinal plants used in traditional medicine in the Sultanate of Oman. *Journal of Ethnopharmacology*, 146(2), 403-420.
12. Stepp, J. R., Moerman, D. E., & Young, N. E. (2008). Ethnobotanical data collection forms. In *Ethnobotany and Biocultural Diversities of the Balkans* (pp. 267-290). Springer.
13. The Plant List. (2013). Version 1.1. Retrieved from <http://www.theplantlist.org/>.
14. Verpoorte, R. (1998). Exploration of nature's chemodiversity: the role of secondary metabolites as leads in drug development. *Drug discovery today*, 3(5), 232-238.
15. Zhang, Y. J., Wang, D. M., Ren, P. H., Ding, S. X., Zhou, T., & Bai, M. (2005). Chemistry and biological activities of terpenoids from copaiba (*Copaifera* spp.) oleoresins. *Molecules*, 10(2), 1144-1156.